



ONERPM SITE - TUTORIAL

# MONTHLY ACCOUNTING REPORT



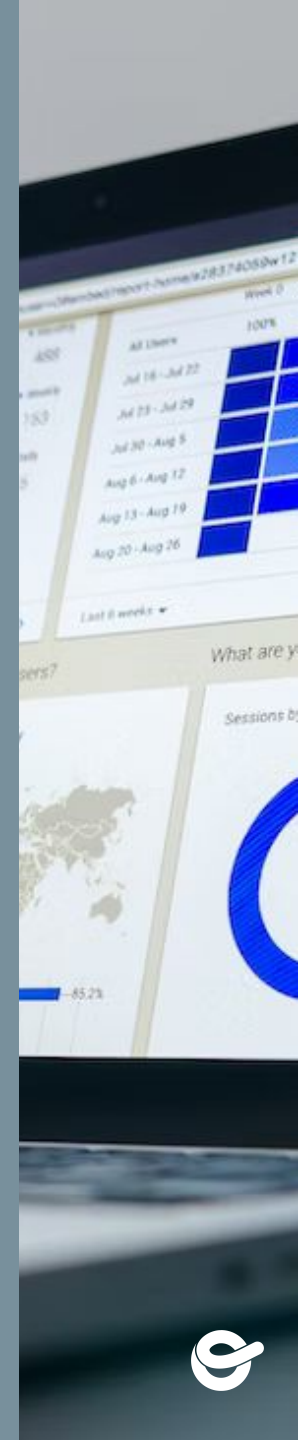
try / learn / share



# TABLE OF CONTENTS

- [How To Generate Reports](#)
- [Report Formats](#)
- [Report Details](#)
  - [Overview](#)
  - [Summary](#)
  - [Masters](#)
  - [YouTube Channels](#)
  - [Publishing Rights](#)
  - [Shares In & Out](#)

# HOW TO GENERATE REPORTS





# HOW TO GENERATE REPORT

The screenshot shows the ONErpm Accounting interface. The top navigation bar includes the user name 'Nando Reis', a notification bell, 'LOG OUT', 'View Classic Dashboard', and 'English'. The left sidebar menu has 'Monthly Analytics & Accounting' expanded, with 'Monthly Reports' highlighted. The main content area is titled 'Accounting' and 'Account Balance', showing a balance of R\$ 4,076.79. Below this, there are tabs for 'MONTHLY REPORTS', 'ACCOUNT ACTIVITY', and 'PAYMENT HISTORY'. The 'MONTHLY REPORTS' tab is active, showing a 'Select period' calendar set to 'Sep, 2020 - Feb, 2021'. A table displays the following data:

ACCOUNTING MONTH	REVENUE	SHARES IN	SHARES OUT	NET	DOWNLOAD	REFERENCE MONTH
<b>TOTALS</b>	\$41,225.96 R\$5,778.79	\$0.00 R\$0.00	-\$809.52 -R\$275.27	\$40,416.45 R\$5,503.52		
+ February 2021					Statement Summary Details	
+ January 2021					Generate Reports	

- 1 - On the menu, click on Monthly Analytics > Accounting > Monthly Reports
- 2 - Select the dates you would like to check clicking on "Select period" in the calendar
- 3 - Click on "Generate Report" to obtain your monthly report



# HOW TO GENERATE REPORT

ACCOUNTING MONTH	REVENUE	SHARES IN	SHARES OUT	NET	DOWNLOAD	REFERENCE MONTH
<b>TOTALS</b>			7			
February 2021					<a href="#">Statement</a> <a href="#">Summary</a> <a href="#">Details</a>	
Apple Music						December 2020
iTunes						December 2020
YouTube						December 2020

## Understand Your Report:

Information on the column Reference Month shows which month the payment is related to. Highlighted above, for example, February shows values related to December for the stores listed. It is important to know that each store has a different schedule to make payments.



# HOW TO GENERATE REPORT

ACCOUNTING MONTH	REVENUE	SHARES IN	SHARES OUT	NET	DOWNLOAD
<b>TOTALS</b>					
+ February 2021					<a href="#">Statement</a> <a href="#">Summary</a> <a href="#">Details</a>

**Statement:** PDF format with a summary of all information

**Summary:** Excel report with a summary of general information of the report organized by **Title, Album/Channel, Artists, Product Type, Parent ID, ID, Sales Type, Quantity, Currency** and **Net**

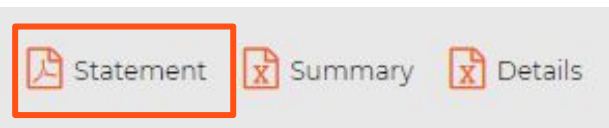
**Details:** Excel report with details per tab with all monthly information of the account.

# REPORT FORMATS







# REPORT FORMATS




ONErpm Statement
1 / 7 | - 100% + | [Download] [Share]



1



2



2021-02-12 14:35:36

### Account summary for this period:

Opening Balance on Feb 01, 2021:  

Total deposits into your account:  

Total withdrawals from your account:  

Closing balance on Feb 28, 2021:

### Details of your Account Activity

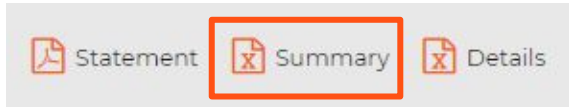
DATE	DESCRIPTION	DEBITS	CREDITS	BALANCE
	Opening balance			10,195.51 USD 4,676.47 BRL -0.02 EUR
<b>FEB 01,</b>	Amazon (Reference Month: 2020-11)		124.33	

On the **Statement**, you will find a PDF report with a detailed summary of the selected period. The columns Debits, Credits and Balance reports information related to detailed information by store.





# REPORT FORMATS



Title	Album/Channel	Artists	Product Type	Parent ID	ID	Sales Type	Quantity	Currency	Net
XXX	xxxoficial		Youtube Video	XXXX-68pYIHcft6UIS	çLAJDçAljkhdlakhdsI	Stream	2	USD	0.000762
XXX	xxxoficial		Youtube Video	XXXX-68pYIHcft6UIS	çLAJDçAljkhdlakhdsI	Stream	6	USD	0.008758
XXX	xxxoficial		Youtube Video	XXXX-68pYIHcft6UIS	çLAJDçAljkhdlakhdsI	Stream	2	USD	0.005244
XXX	xxxoficial		Youtube Video	XXXX-68pYIHcft6UIS	çLAJDçAljkhdlakhdsI	Stream	55	USD	0.037345
XXX	xxxoficial		Youtube Video	XXXX-68pYIHcft6UIS	çLAJDçAljkhdlakhdsI	Stream	7	USD	0.00454
XXX	xxxoficial		Youtube Video	XXXX-68pYIHcft6UIS	çLAJDçAljkhdlakhdsI	Stream	814	USD	0.649614
XXX	xxxoficial		Youtube Video	XXXX-68pYIHcft6UIS	çLAJDçAljkhdlakhdsI	Stream	22	USD	0.032213
XXX	xxxoficial		Youtube Video	XXXX-68pYIHcft6UIS	çLAJDçAljkhdlakhdsI	Stream	6	USD	0.003846
XXX	xxxoficial		Youtube Video	XXXX-68pYIHcft6UIS	çLAJDçAljkhdlakhdsI	Stream	1274	USD	0.689266
XXX	xxxoficial		Youtube Video	XXXX-68pYIHcft6UIS	çLAJDçAljkhdlakhdsI	Stream	7	USD	0.028959

On **Summary**, you will be able to visualize in Excel a report with detailed information organized by Title, Album/Channel, Artists, Product Type, Parent ID, ID, Sales Type , Quantity, Currency and Net .



# REPORT FORMATS

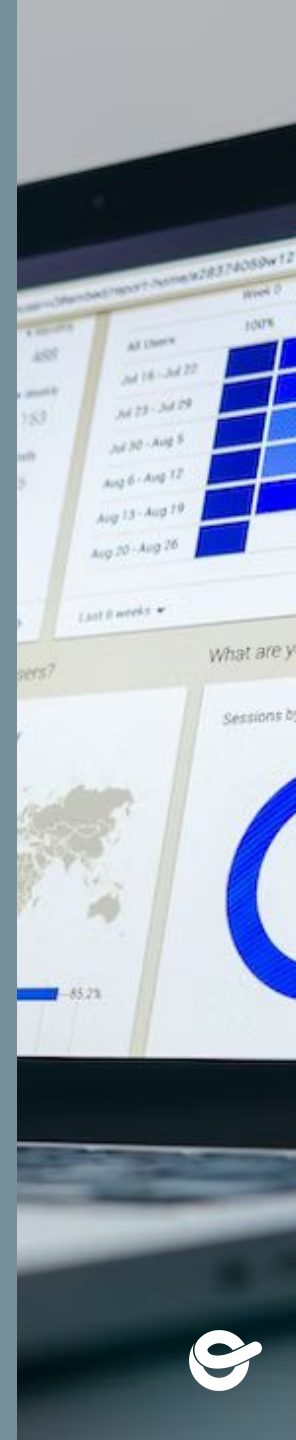
Statement
Summary
Details

Source	Transaction Month	Currency	Catalog Revenue	Share In	Share Out	Net
Claro Música	2018-11	BRL	0	0		0
Claro Música	2018-12	BRL	0	0		0
Facebook AI Consumption	2019-06	USD	0	0		0
Facebook AI Consumption	2019-07	USD	0	0		0
Facebook AI Consumption	2019-08	USD	0	0		0
Facebook AI Consumption	2019-09	USD	0	0		0
Facebook AI Consumption	2019-10	USD	0	0		0
Facebook AI Consumption	2019-11	USD	0	0		0
Facebook AI Consumption	2019-12	USD	0	0		0
Facebook AI Consumption	2020-01	USD	0	0		0
Facebook AI Consumption	2020-02	USD	0	0		0
Facebook AI Consumption	2020-03	USD	0	0		0
Facebook AI Consumption	2020-04	USD	0	0		0
Facebook AI Consumption	2020-05	USD	0	0		0
Facebook AI Production	2019-06	USD	0	0		0
Facebook AI Production	2019-07	USD	0	0		0
Facebook AI Production	2019-08	USD	0	0		0
Facebook AI Production	2019-09	USD	0	0		0
Facebook AI Production	2019-10	USD	0	0		0
Facebook AI Production	2019-11	USD	0	0		0
Facebook AI Production	2019-12	USD	0	0		0
Facebook AI Production	2020-01	USD	0	0		0
Facebook AI Production	2020-02	USD	0	0		0
Facebook AI Production	2020-03	USD	0	0		0
Facebook AI Production	2020-04	USD	0	0		0
Facebook AI Production	2020-05	USD	0	0		0
Facebook UGC Consumption	2019-06	USD	0	0		0
Facebook UGC Consumption	2019-07	USD	0	0		0
Facebook UGC Consumption	2019-08	USD	0	0		0
Facebook UGC Consumption	2019-09	USD	0	0		0
Facebook UGC Consumption	2019-10	USD	0	0		0
Facebook UGC Consumption	2019-11	USD	0	0		0
Facebook UGC Consumption	2019-12	USD	0	0		0
Facebook UGC Consumption	2020-01	USD	0	0		0

+ ☰ Summary Masters Youtube Channels Publishing Rights Shares In & Out Commissions

On **Details**, you have access to an Excel report with detailed information divided by tabs. The next section will cover each one of these items to help you understand all this data.

# REPORT DETAILS





## OVERVIEW

The monthly reports bring a detailed overview of performance in streams and revenue and are divided into 5 tabs.

Take a look at what each one of them means:

1. **Summary:** Summary of the total amount that was paid to your account at ONErpm. This tab details the name of the platforms, month of the transaction, currencies, total received by the catalog, share in, share out and net value;
2. **Masters:** Detailed information of what was received for each album / track.
3. **YouTube Channels:** If you have a channel on our network, payment information for videos will be available on this tab;
4. **Publishing Rights:** If you have your work registered with ONErpm, you will find more details about the copyright payments under this tab;
5. **Shares In & Out:** On this tab, information about shares In and Out that you may be receiving / donating. The information will be detailed by product, artist, Ids (ISRCs and UPCs), Territories, Month of the transaction, percentage received / donated, who received / donated, etc.



# SUMMARY

Source	Transaction Month	Currency	Catalog Revenue	Share In	Share Out	Net
Claro Música	2018-11	BRL	0	0	0	0
Claro Música	2018-12	BRL	0	0	0	0
Facebook AI Consumption	2019-06	USD	0	0	0	0
Facebook AI Consumption	2019-07	USD	0	0	0	0
Facebook AI Consumption	2019-08	USD	0	0	0	0
Facebook AI Consumption	2019-09	USD	0	0	0	0
Facebook AI Consumption	2019-10	USD	0	0	0	0
Facebook AI Consumption	2019-11	USD	0	0	0	0
Facebook AI Consumption	2019-12	USD	0	0	0	0

+ ☰ Summary ▾ Masters ▾ Youtube Channels ▾ Publishing Rights ▾ Shares In & Out ▾ Commissions ▾

**Summary** of the total amount that was paid to your account at ONErpm. Under this tab you will find the name of the platforms, month of the transaction, currencies, total received by the catalog, share in, share out and net value.

- **Source:** Revenue paid by the platforms where the music was distributed
- **Transaction Month:** Day / Month referring to when the sale / stream occurred
- **Currency:** Type of currency
- **Catalog Revenue:** Amount received before share in and share out
- **Share In:** Share in received
- **Share out:** Share out paid
- **Net:** Net amount processed in your ONErpm account



# MASTERS

A	B	C	D	E	F	G	H	I	J
Album Title	Track Title	Artists	Label	UPC	ISRC	Product Type	Store	Territory	Sale Type
XXXX	XXXX	XXXX	XXXX		0	ISRC202 Album	Itunes	US	Download
XXXX	XXXX	XXXX	XXXX		0	ISRC202 Track	Amazon	BR	Stream
XXXX	XXXX	XXXX	XXXX		0	ISRC202 Track	Amazon	US	Stream
XXXX	XXXX	XXXX	XXXX		0	ISRC202 Track	Apple Music	BR	Stream
XXXX	XXXX	XXXX	XXXX		0	ISRC202 Track	Apple Music	DK	Stream
XXXX	XXXX	XXXX	XXXX		0	ISRC202 Track	Apple Music	ES	Stream
XXXX	XXXX	XXXX	XXXX		0	ISRC202 Track	Apple Music	US	Stream
XXXX	XXXX	XXXX	XXXX		0	ISRC202 Track	Facebook AI Co	BR	Stream
XXXX	XXXX	XXXX	XXXX		0	ISRC202 Track	Facebook UGC	BR	Stream
XXXX	XXXX	XXXX	XXXX		0	ISRC202 Track	Facebook UGC	BR	Stream

+ ☰
Summary ▾
**Masters ▾**
Youtube Channels ▾
Publishing Rights ▾
Shares In & Out ▾
Commissions ▾

**Masters** bring detailed information of how much was received for each album / track.

- **Album Title:** Album name
- **Track Title:** Track name
- **Artist:** Album artist
- **Label:** Label
- **UPC:** Release barcode
- **ISRC:** Track ISRC code
- **Product Type:** Type of product distributed (track or album)
- **Store:** Platform name (ex: Spotify, Apple Music etc)
- **Territory:** Specific territory (country) to where the plays is referred to
- **Sale Type:** Type of sale made (stream or Download)



# MASTERS

Transaction Month	Accounted Date	Original Currency	Gross (Original Currency)	Exchange Rate	Currency	Gross	Quantity	Unit Gross	% Share	Fees	Net
2020-12	2021-02-04				USD	0.0104	1	6.3	70	0	4.41
2020-11	2021-02-01				USD	0.0104	28	6.3	70	0	0.070716
2020-11	2021-02-01				USD	0.0104	1	6.3	70	0	0.010067
2020-12	2021-02-04	BRL			USD	0.0104	43	6.3	70	0	0.180888
2020-12	2021-02-04	DKK			USD	0.0104	1	6.3	70	0	0.006318
2020-12	2021-02-04	EUR			USD	0.0104	2	6.3	70	0	0.018764
2020-12	2021-02-04				USD	0.0104	5	6.3	70	0	0.020972

+ ☰ Summary ▾ **Masters ▾** Youtube Channels ▾ Publishing Rights ▾ Shares In & Out ▾ Commissions ▾

**Masters** bring detailed information of how much was received for each album / track. (part 2)

- **Transaction Month:** The Day/Month on which the sale/stream took place
- **Accounted Date:** The day on which the amount is credited into the account
- **Original Currency:** Local currency received
- **Gross (Original Currency):** Gross is the total amount received in local currency
- **Exchange Rate:** Exchange rate for transactions received in local currencies
- **Currency:** It brings the preferred currency associated with your ONErpm account
- **Gross:** Amount per unit
- **Quantity:** Number of sales/streaming
- **Unit Gross:** Amount received per unit (sales) from platforms
- **% Share:** Percentage received according to your deal with ONErpm. Fraction numbers may appear because of system automation, but this does not influence the percentage received
- **Fees:** Possible fees charged by platforms
- **Net:** Exact amount transferred to your ONErpm account after discounting fees related to your contract



# YOUTUBE CHANNELS

Video Title	Channel Name	Channel ID	Video ID	Store	Territory	Sale Type	Transaction Month	Accounted Date
XXXX	XXXX	xxxx	xxxx	YouTube	BR	Stream	2020-12	2021-02-04
XXXX	XXXX	xxxx	xxxx	YouTube	BR	Stream	2020-12	2021-02-04
XXXX	XXXX	xxxx	xxxx	Youtube Premium	BR	Stream	2020-12	2021-02-09
XXXX	XXXX	xxxx	xxxx	YouTube	BR	Stream	2020-12	2021-02-04
XXXX	XXXX	xxxx	xxxx	YouTube	BR	Stream	2020-12	2021-02-04
XXXX	XXXX	xxxx	xxxx	YouTube	BR	Stream	2020-12	2021-02-04

Summary Masters **Youtube Channels** Publishing Rights Shares In & Out Commissions

If you have a channel on our network, payment information for videos will be available on the tab **YouTube Channels**. Terminology defined below.

- **Video Title:** Name of the video monetized
- **Channel Name:** Name of the channel monetized
- **Channel ID:** YouTube channel ID
- **Video ID:** Video code, the same found on YouTube
- **Territory:** Territory where the play took place
- **Sale Type:** Classification of the sale received,
- **Transaction Month:** Day/Month the sale/stream occurred
- **Accounted Date:** Day the amount was credited to the ONErpm account





# YOUTUBE CHANNELS

J	K	L	M	N	O	P	Q	R	S
Original Currency	Gross (Original Currency	Exchange Rate	Currency	Gross	Quantity	Unit Gross	% Share	Fees	Net
			USD	0	2	0.0005445	70	0	0.000763
			USD	0	3	0.0003156667	70	0	0.000663
			USD	0	3	0.0080555	70	0	0.008095
			USD	0	2	0.0037455	70	0	0.005244
			USD	0	55	0.00097	70	0	0.037345
			USD	0	7	0.0009265714	70	0	0.00454
			USD	0	1	0.000443	70	0	0.00031

+ ☰	Summary ▾	Masters ▾	Youtube Channels ▾	Publishing Rights ▾	Shares In & Out ▾	Commissions ▾
-----	-----------	-----------	--------------------	---------------------	-------------------	---------------

If you have a channel on our network, payment information for videos will be available on the tab **YouTube Channels**. Terminology defined below. (part 2)

- **Original Currency:** Local currency received
- **Gross (Original Currency):** Gross total received in local currency
- **Exchange Rate:** Exchange rate for transactions received in local currencies
- **Currency:** Currency processed in your ONErpm account
- **Gross:** Amount per unit
- **Quantity:** Number of sales/streaming
- **Unit Gross:** Amount received per from platforms
- **% Share:** Percentage received. Fraction numbers may appear because of system automation, but this does not influence the percentage received
- **Fees:** Possible fees charged by platforms
- **Net:** Exact amount transferred to ONErpm account



## PUBLISHING RIGHTS

A	B	C	D	E	F	G	H	I	J	K
Song Title	Writers	Performers	Custom ID	ISWC	ISRC	Revenue Source	Territory	Transaction Month	Accounted Date	Owned Share

+ ☰ Summary ▾ Masters ▾ Youtube Channels ▾ **Publishing Rights** ▾ Shares In & Out ▾ Commissions ▾

If you have your works registered with ONErpm, you find the details of the copyright payments on the tab of **Publishing Rights**. Terminology defined below.

- **Song title:** Track name
- **Writers:** Composers names
- **Performer:** Name of the artist that sings on the track
- **Writer IPI:** IPI number of the composer
- **Custom ID:** ID of the work registered
- **ISWC:** Composition code, when it had been registered
- **ISRC:** Track ISRC code
- **Revenue Source:** Platform paid
- **Transaction Month:** Day/Month in which the stream happened
- **Accounted Date:** Day in which the value was credited on ONErpm account
- **Owned Share:** % control of the material



# PUBLISHING RIGHTS

Original Currency	Gross (Original Currency)	Exchange Rate	Currency	Gross	Quantity	Unit Gross	% Share	Fees	Net

+ ☰
Summary ▾
Masters ▾
Youtube Channels ▾
Publishing Rights ▾
Shares In & Out ▾
Commissions ▾

If you have your works registered with ONErpm, you find the details of the copyright payments on this tab of **Publishing Rights**. Terminology defined below.

- **Original Currency:** Local currency received
- **Gross (Original Currency):** Gross total received in local currency
- **Exchange Rate:** Exchange currency for transactions received in local currency
- **Currency:** Currency processed in your ONErpm account
- **Gross:** Quantity X Unit
- **Quantity:** Number of sales/streaming
- **Unit Gross:** Unitary value received from platforms
- **% Share:** Percentage of what was received. "broken numbers" can be included in the report because of the automatization of the system, but it does not affect the received percentage.
- **Fees:** Possible fees charged by platforms
- **Net:** Exact amount transferred to your ONErpm account



# SHARE INS & SHARE OUTS

Title	Artists	Product Type	ID	Parent ID	Store	Territory	Sale Type	Transaction Month
xxx	xxx	Track	BR000000		0 Apple Music	AR	Stream	2020-12
xxx	xxx	Track	BR000001		0 Apple Music	AU	Stream	2020-12
xxx	xxx	Track	BR000002		0 Apple Music	BE	Stream	2020-12
xxx	xxx	Track	BR000018		0 iTunes	BR	Download	2020-12
xxx	xxx	Track	BR000019		0 YouTube	BR	Stream	2020-12
xxx	xxx	Track	BR000020		0 YouTube	PT	Stream	2020-12

+ ☰ Summary ▾ Masters ▾ Youtube Channels ▾ Publishing Rights ▾ Shares In & Out ▾ Commissions ▾

In **Share In & Share Out**, information about shares In and Outs that you may be receiving / donating will be available. The information will be detailed by the topics below::

- **Title:** Name of the product of the transaction
- **Artists:** Name of artist related to the product of the transaction
- **Product Type:** Type of product distributed (track or album)
- **ID:** ISRC/Video ID
- **Parent ID:** UPC or channel code
- **Store:** Name of the store
- **Territory:** Territory where the stream happened
- **Sale Type:** Type of received sale (stream or sale)
- **Transaction Month:** Day/Month in which sale/stream happened



# SHARE INS & SHARE OUTS

J	K	L	M	N	O	P	Q
Accounted Date	Payer Name	Receiver Name	Share Type	% Share In/Out	Currency	Quantity	Net
2021-02-04	Nando Reis	xxxxxx	Out		50 USD	1	-0.003181
2021-02-04	Nando Reis	xxxxxx	Out		50 USD	3	-0.0086505
2021-02-04	Nando Reis	xxxxxx	Out		50 USD	4	-0.0096125
2021-02-04	Nando Reis	xxxxxx	Out		50 USD	6	-0.474021
2021-02-04	Nando Reis	xxxxxx	Out		50 USD	255	-0.065866
2021-02-04	Nando Reis	xxxxxx	Out		50 USD	1	-0.0022625

+ ☰ Summary ▾ Masters ▾ Youtube Channels ▾ Publishing Rights ▾ Shares In & Out ▾ Commissions ▾

In Share In & Share Out, information about shares In and Outs that you may be receiving / donating will be available. The information will be detailed by the topics below: (part 2):

- **Accounted Date:** Day in which value was credited to ONErpm account
- **Owned Share:** % control
- **Original Currency:** Local currency received by ONErpm
- **Gross (Original Currency):** Gross total received in local currency
- **Exchange Rate:** Exchange currency for transactions received in local currency
- **Currency:** Currency processed in your ONErpm account
- **Gross:** Total gross received by platform
- **Quantity:** Number of sales/streaming
- **Unit Gross:** Unit gross received by platforms
- **% Share:** Percentage of what was received. "Broken numbers" can be included in the report because of the automatization of the system, but it does not affect the received percentage.
- **Fees:** Possible fees charged by platforms
- **Net:** Exact amount transferred to your ONErpm account



ONERPM SITE - TUTORIAL

# MONTHLY ACCOUNTING REPORT



try / learn / share